

KEDIA ADVISORY



DAILY BULLION REPORT

16 Aug 2024

- BULLDEX
- GOLD
- SILVER



Kedia Stocks & Commodities Research Pvt. Ltd.

Research Advisory | White Labelling | Digital Marketing



BULDEX SNAPSHOT

Commodity	Expiry	Open	High	Low	Close	% Change
MCXBULLDEX	27-Aug-24	17611.00	17689.00	17446.00	17465.00	-0.83
MCXBULLDEX	24-Sep-24	17611.00	17611.00	17611.00	17611.00	-0.79

BULLION SNAPSHOT

Commodity	Expiry	Open	High	Low	Close	% Change
GOLD	4-Oct-24	70579.00	71020.00	70035.00	70136.00	-0.80
GOLD	5-Dec-24	70964.00	71422.00	70467.00	70576.00	-0.82
GOLDMINI	5-Sep-24	70247.00	70630.00	69718.00	69874.00	-0.69
GOLDMINI	4-Oct-24	70577.00	70969.00	70078.00	70175.00	-0.72
SILVER	5-Sep-24	81012.00	81766.00	79800.00	80061.00	-1.22
SILVER	5-Dec-24	83645.00	84275.00	82344.00	82584.00	-1.15
SILVERMINI	30-Aug-24	81257.00	81700.00	79840.00	80116.00	1.75
SILVERMINI	29-Nov-24	83643.00	84313.00	82458.00	82717.00	4.64

OPEN INTEREST SNAPSHOT

Commodity	Expiry	% Change	% Oi Change	Oi Status
MCXBULLDEX	27-Aug-24	-0.83	12.84	Fresh Selling
MCXBULLDEX	24-Sep-24	-0.79	-33.33	Long Liquidation
GOLD	4-Oct-24	-0.80	-2.96	Long Liquidation
GOLD	5-Dec-24	-0.82	5.89	Fresh Selling
GOLDMINI	5-Sep-24	-0.69	-1.95	Long Liquidation
GOLDMINI	4-Oct-24	-0.72	6.70	Fresh Selling
SILVER	5-Sep-24	-1.22	1.67	Fresh Selling
SILVER	5-Dec-24	-1.15	8.49	Fresh Selling
SILVERMINI	30-Aug-24	-1.22	1.75	Fresh Selling
SILVERMINI	29-Nov-24	-1.10	4.64	Fresh Selling

INTERNATIONAL BULLION SNAPSHOT

Commodity	Open	High	Low	Close	% Change
Gold \$	2449.48	2470.09	2432.28	2457.39	0.30
Silver \$	27.59	28.52	27.48	28.36	2.57

RATIOS

Ratio	Price	Ratio	Price	Ratio	Price
Gold / Silver Ratio	87.60	Silver / Crudeoil Ratio	12.34	Gold / Copper Ratio	89.33
Gold / Crudeoil Ratio	10.81	Silver / Copper Ratio	101.97	Crudeoil / Copper Ratio	8.26

Important levels for Jewellery/Bullion Dealers



Booking Price for Sellers	Booking Price for Buyers
70446.00	69826.00
70656.00	69616.00



Booking Price for Sellers	Booking Price for Buyers
80781.00	79341.00
81541.00	78581.00



Booking Price for Sellers	Booking Price for Buyers
84.11	83.75
84.33	83.53



Booking Price for Sellers	Booking Price for Buyers
2469.60	2444.30
2482.50	2431.40



Booking Price for Sellers	Booking Price for Buyers
28.71	27.89
29.02	27.58

Click here for download Kedia Advisory **Special Research Reports**



Technical Snapshot



BUY GOLD OCT @ 7000 SL 69800 TGT 70300-70500. MCX

Observations

Gold trading range for the day is 69410-71380.

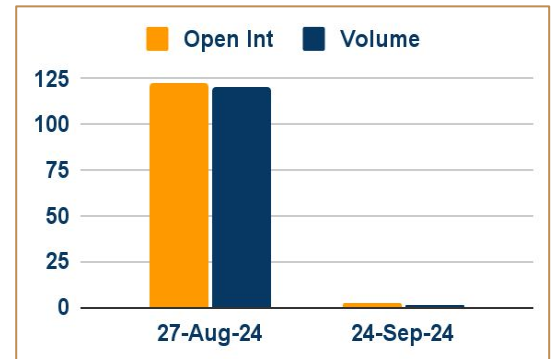
Gold prices dropped on profit booking after US CPI report came broadly in line with expectations.

US CPI rose 0.2% last month after June's -0.1% decline.

Fed's Bostic says a 'little more data' needed to be ready to cut rates

Gold ETFs have seen 3 consecutive months of inflows

OI & Volume



Spread

GOLD DEC-OCT	440.00
GOLDMINI OCT-SEP	301.00

Trading Levels

Commodity	Expiry	Close	R2	R1	PP	S1	S2
GOLD	4-Oct-24	70136.00	71380.00	70755.00	70395.00	69770.00	69410.00
GOLD	5-Dec-24	70576.00	71775.00	71175.00	70820.00	70220.00	69865.00
GOLDMINI	5-Sep-24	69874.00	70985.00	70430.00	70075.00	69520.00	69165.00
GOLDMINI	4-Oct-24	70175.00	71295.00	70730.00	70405.00	69840.00	69515.00
Gold \$		2457.39	2490.81	2473.72	2453.00	2435.91	2415.19

Technical Snapshot



BUY SILVER SEP @ 80000 SL 79500 TGT 80800-81500. MCX

Observations

Silver trading range for the day is 78575-82505.

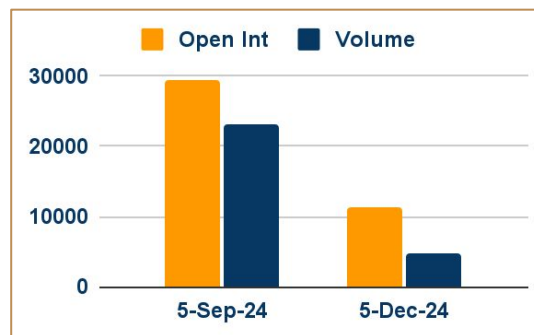
Silver dropped as markets assessed the latest price data for hints on Fed's monetary policy outlook.

Consumer inflation in the US eased to 2.9% in July, less than market expectations

Australian miner Perth Mint reported that its silver product sales surged 91% month-on-month to 939,473 ounces in July

Fed Bowman said that despite softer inflation numbers for May and June, inflation remains uncomfortably above the FOMC's 2% target.

OI & Volume



Spread

SILVER DEC-SEP	2523.00
SILVERMINI NOV-AUG	2601.00

Trading Levels

Commodity	Expiry	Close	R2	R1	PP	S1	S2
SILVER	5-Sep-24	80061.00	82505.00	81280.00	80540.00	79315.00	78575.00
SILVER	5-Dec-24	82584.00	85000.00	83795.00	83070.00	81865.00	81140.00
SILVERMINI	30-Aug-24	80116.00	82410.00	81260.00	80550.00	79400.00	78690.00
SILVERMINI	29-Nov-24	82717.00	85020.00	83870.00	83165.00	82015.00	81310.00
Silver \$		28.36	29.16	28.76	28.12	27.72	27.08

Gold prices dropped on profit booking after the CPI report for the US came broadly in line with expectations. The Consumer Price Index (CPI) rose 0.2% last month after June's -0.1% decline, the U.S. Bureau of Labor Statistics said. Atlanta Federal Reserve President Raphael Bostic said recent economic data has made him "more confident" the U.S. central bank can get inflation back to the 2% target, but he wants to see "a little more data" before he's ready to support lowering interest rates.

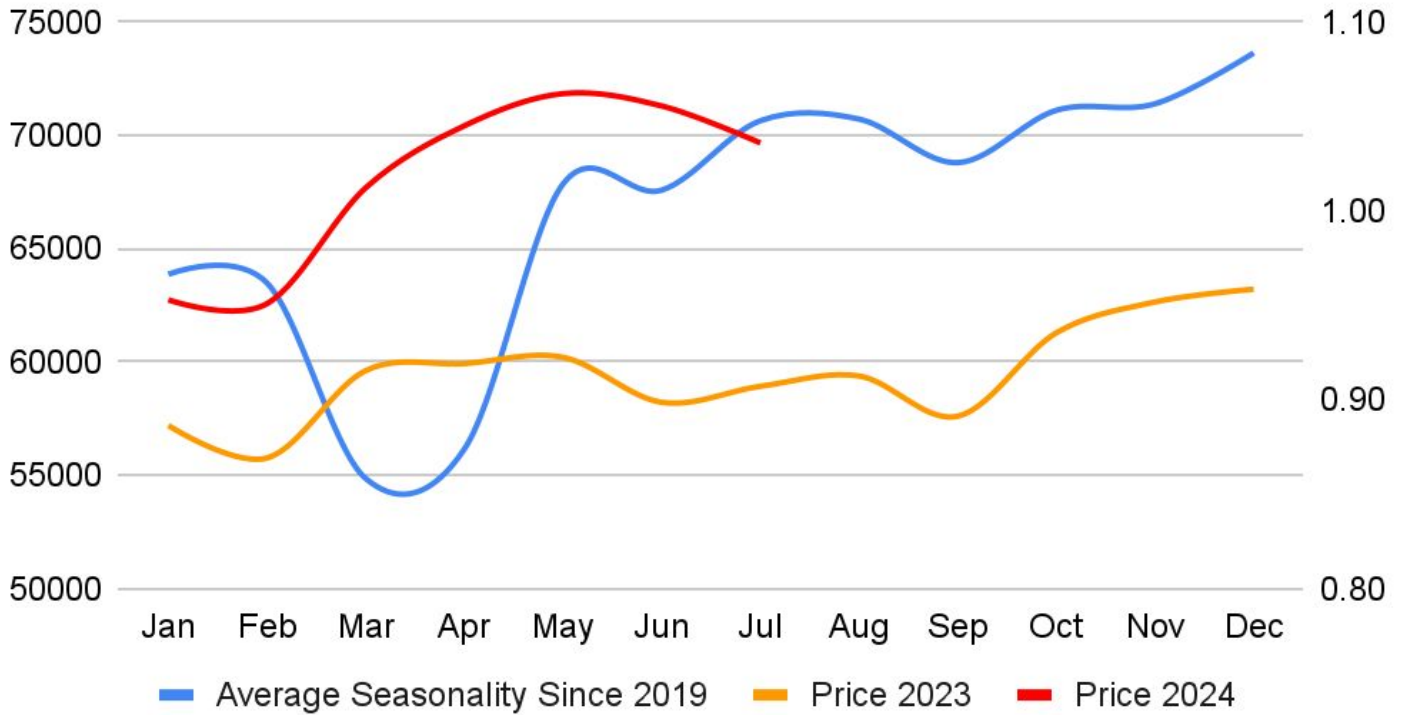
Asia Gold Premiums firm in top hubs as demand trickles in - Gold demand in India crept up due to a correction in prices, although volatility in the market prompted some buyers to postpone purchases, while premiums in China firmed on some safe-haven buying. Dealers charged a premium of up to \$9 an ounce over official domestic prices, inclusive of 6% import and 3% sales levies, compared with last week's \$7 premium. Dealers in China sold gold at par to \$18 premium versus last week's \$2 discount to \$8 premium. Retail sales of gold jewellery in China remain subdued but there's an increased interest in gold bars as a safe-haven asset. China's central bank held back on buying gold for a third straight month in July. In Singapore, bullion was sold at par to \$1.25 premium per ounce, while in Hong Kong, it was sold between a \$0.5 discount and a \$2 premium.

India's duty cut to revive gold demand after weak June quarter, World Gold Council says - India's gold demand in the June quarter fell 5% from a year ago, but consumption in the second half of 2024 is set to improve due to a correction in local price following a steep reduction in import taxes, the World Gold Council (WGC) said. The recent 9 percentage point reduction in import duty on gold, implemented before the main festival season beginning in September, is expected to revive gold demand, further supported by good monsoon rains. India slashed import duties on gold to 6% from 15%, a move industry officials said could lift retail demand and help cut smuggling. India's gold consumption in the April-June quarter fell 5% to 149.7 metric tons, as a 17% fall in jewellery demand offset a 46% rise in the investment demand during the quarter, the WGC said.

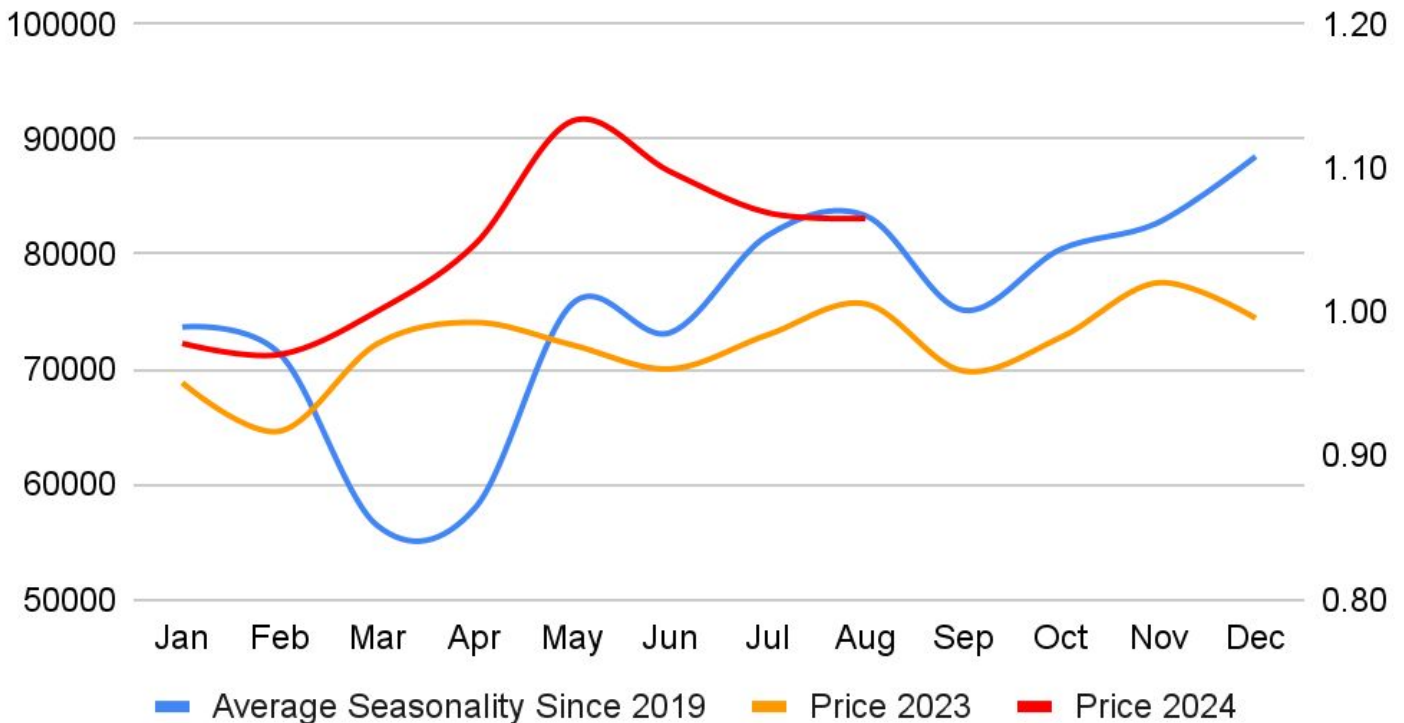
Slump in jewellery consumption hits gold demand in Q2, says industry body - Global gold demand excluding over-the-counter (OTC) trading fell 6% year-on-year to 929 metric tons in the second quarter as jewellery consumption tumbled 19% amid high prices, the World Gold Council (WGC) said. The second quarter "saw price sensitivity bite into jewellery demand and it may be a while before consumers fully adjust to higher prices", said the WGC. Gold jewellery consumption in April-June saw its weakest second quarter since 2020, when demand was feeling the worst impact of the COVID-19 pandemic, the WGC said. However, total demand including the opaque OTC trading rose 4% to 1,258 tons, marking the strongest second quarter in the WGC's data series going back to 2000. Global central banks, which actively bought gold in 2022-2023, increased purchases for their reserves by 6% to 183 tons in the second quarter.

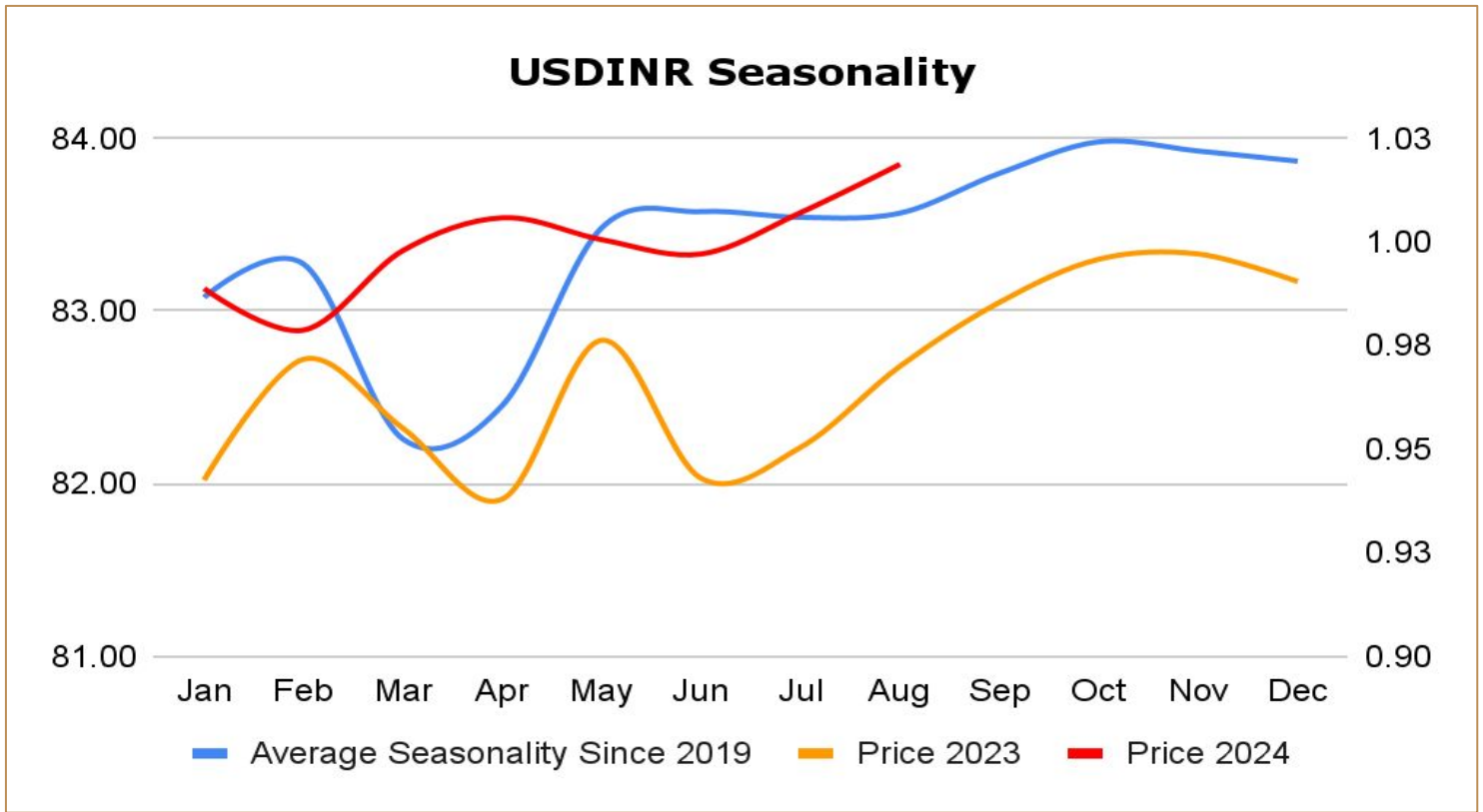
Swiss June gold exports fall to the lowest in more than two years - Swiss June gold exports fell to the lowest level since April 2022 owing to reduced shipments to China and India, customs data showed. Switzerland is the world's biggest bullion refining and transit hub while China and India are the largest consumer markets, where demand depends on the season and is often sensitive to high gold prices. With spot gold prices up almost 20% so far this year, Swiss gold exports to China, India and Turkey fell sharply month-on-month in June, while deliveries to Hong Kong rose, the data showed.

Gold Seasonality



Silver Seasonality





Weekly Economic Data

Date	Curr.	Data
Aug 12	USD	Federal Budget Balance
Aug 13	EUR	German ZEW Economic Sentiment
Aug 13	EUR	ZEW Economic Sentiment
Aug 13	USD	NFIB Small Business Index
Aug 13	USD	Core PPI m/m
Aug 13	USD	PPI m/m
Aug 14	EUR	French Final CPI m/m
Aug 14	EUR	Flash Employment Change q/q
Aug 14	EUR	Flash GDP q/q
Aug 14	EUR	Industrial Production m/m
Aug 14	USD	Core CPI m/m
Aug 14	USD	CPI m/m
Aug 14	USD	CPI y/y

Date	Curr.	Data
Aug 15	USD	Retail Sales m/m
Aug 15	USD	Unemployment Claims
Aug 15	USD	Empire State Manufacturing Index
Aug 15	USD	Philly Fed Manufacturing Index
Aug 15	USD	Import Prices m/m
Aug 15	USD	Capacity Utilization Rate
Aug 15	USD	Industrial Production m/m
Aug 15	USD	Business Inventories m/m
Aug 15	USD	NAHB Housing Market Index
Aug 15	USD	Natural Gas Storage
Aug 16	EUR	Trade Balance
Aug 16	USD	Building Permits
Aug 16	USD	Housing Starts



DISCLAIMER

KEDIA ADVISORY

This Report is prepared and distributed by Kedia Stocks & Commodities Research Pvt Ltd. Our SEBI REGISTRATION NUMBER - INH000006156. for information purposes only. The recommendations, if any, made herein are expressions of views and/or opinions and should not be deemed or construed to be neither advice for the purpose of purchase or sale through KSCRPL nor any solicitation or offering of any investment /trading opportunity. These information/opinions/ views are not meant to serve as a professional investment guide for the readers. No action is solicited based upon the information provided herein. Recipients of this Report should rely on information/data arising out of their own investigations. Readers are advised to seek independent professional advice and arrive at an informed trading/investment decision before executing any trades or making any investments. This Report has been prepared on the basis of publicly available information, internally developed data and other sources believed by KSCRPL to be reliable. KSCRPL or its directors, employees, affiliates or representatives do not assume any responsibility for or warrant the accuracy, completeness, adequacy and reliability of such information/opinions/ views. While due care has been taken to ensure that the disclosures and opinions given are fair and reasonable, none of the directors, employees, affiliates or representatives of KSCRPL shall be liable for any direct, indirect, special, incidental, consequential, punitive or exemplary damages, including lost profits arising in any way whatsoever from the information/opinions/views contained in this Report. The possession, circulation and/or distribution of this Report may be restricted or regulated in certain jurisdictions by appropriate laws. No action has been or will be taken by KSCRPL in any jurisdiction (other than India), where any action for such purpose (s) is required. Accordingly, this Report shall not be possessed, circulated and/ or distributed in any such country or jurisdiction unless such action is in compliance with all applicable laws and regulations of such country or jurisdiction. KSCRPL requires such a recipient to inform himself about and to observe any restrictions at his own expense, without any liability to KSCRPL. Any dispute arising out of this Report shall be subject to the exclusive jurisdiction of the Courts in India.

KEDIA ADVISORY

KEDIA STOCKS & COMMODITIES RESEARCH PVT LTD

Mumbai, India

SEBI REGISTRATION NUMBER - INH000006156

For more details, please contact: +91 93234 06035 / 96195 51022

Email: info@kediaadvisory.com

Regd.Off.: 1, 2, 3 & 4, 1st Floor, Tulip Bldg, Flower Valley Complex, Khadakpada Circle,
Kalyan-(W), Mumbai-421301